

# A Guide to fill the Online Admission Form

# On the school website under **Admissions** you will find the link to fill the Admission Form.



**PAWAR PUBLIC SCHOOL**  
Bhandup (W), Mumbai (ICSE)

[Home](#) [About](#) [Admissions](#) [Academic](#) [Student Life](#) [Media](#) [Edusprint](#) [Contact Us](#)

## Admissions

### Entry to PPS


The Pawar Public Schools in Maharashtra are dedicated to nurturing well-rounded students who excel not only in academics but also demonstrate strong character, a positive attitude, and a passion for extracurricular activities such as sports, music and cultural pursuits. We welcome students to create a diverse, inclusive environment that reflects the varied talents and backgrounds of our communities. At PPS, our mission is to prepare students to thrive in a challenging academic setting, while also becoming active contributors to the broader life of the school.


While academic ability remains a key criterion for admission, we equally value students who demonstrate the potential to make the most of the vast opportunities offered both inside and outside the classroom. We seek to enroll students who are eager to participate in and enrich the school community, and who will carry the values and experience gained here into their future roles as leaders and change-makers.


Admissions to Pawar Public School is open at a multiple entry point, with a focus fostering a collaborative and cohesive student body. Our admissions process encourages early application to allow families to plan for their child's educational journey with us. We offer regular communications with prospective parents to ensure they remain informed about key milestones in the application process. However, it is the responsibility of parents to keep the school updated with any changes to their contact information.


At the Pawar Public Schools, we are committed to developing not just academic excellence but also future leaders who will make meaningful contributions to society, the communities, and the world.

**Important Notice: Fees paid at the time of admission will not be refunded except the Refundable Caution Money Deposit in the event of cancelling the admission before the commencement of the Academic year.**

 [Guide to fill the online admission form](#)

 [Click here to fill Online Admission Form](#)

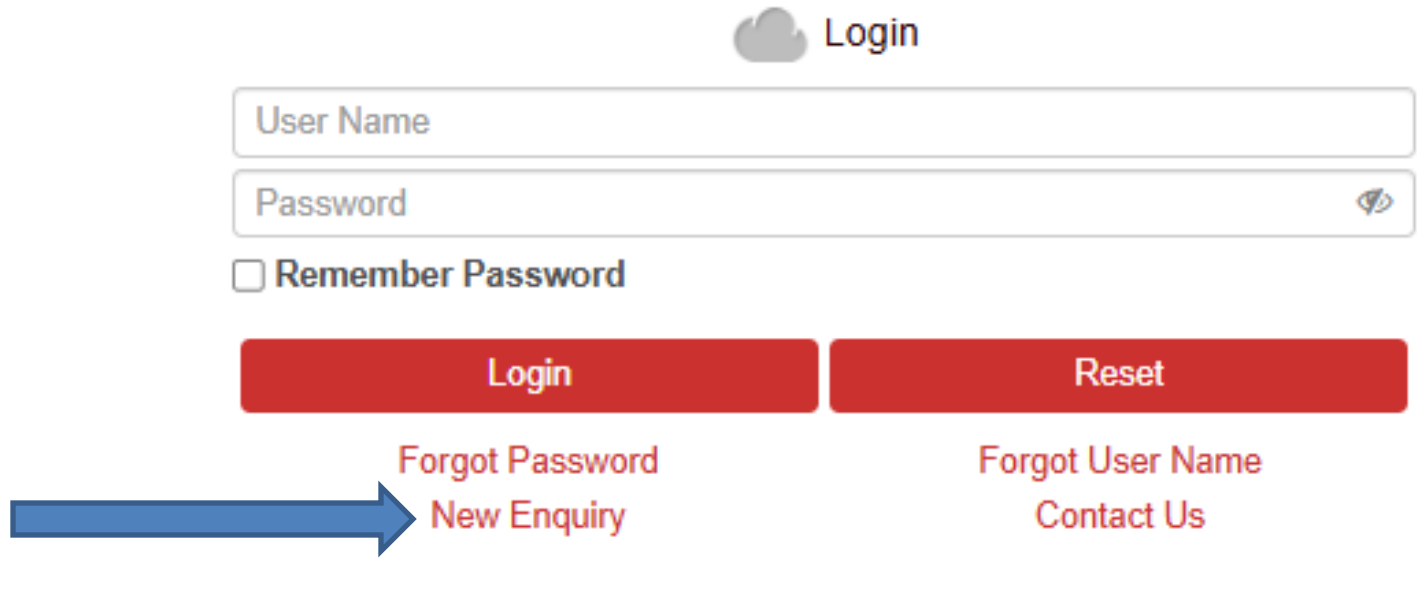
 [PPSB Parental Consent](#)

 [Medical History Sheet](#)

Download / Fill /Sign Parent consent and medical history sheet

# Click here to fill Online Admission Form


- Select New Enquiry



The image shows a login form with the following elements:


- A cloud icon and the text "Login" at the top right.
- A "User Name" input field.
- A "Password" input field with a toggle icon on the right.
- A checkbox labeled "Remember Password".
- Two red buttons: "Login" and "Reset".
- Below the "Login" button, the text "Forgot Password" and "New Enquiry" is displayed. A blue arrow points to the "New Enquiry" link.
- Below the "Reset" button, the text "Forgot User Name" and "Contact Us" is displayed.


# 1. Click on Generate Code





Pawar Public School, Bhandup


## Sign In

Enter Mobile Number 

Enter Security Code 


 Login

 Generate Code



## 2. Enter **Mobile Number**, **Email ID** and then click on **Generate Code**

**Please note that the Code will be sent on Email ID only.**




Pawar Public School, Bhandup

# Sign Up

Generate Code

Login

3. Enter the Security Code received in the Email and click on Login.



Pawar Public School, Bhandup

# Sign Up

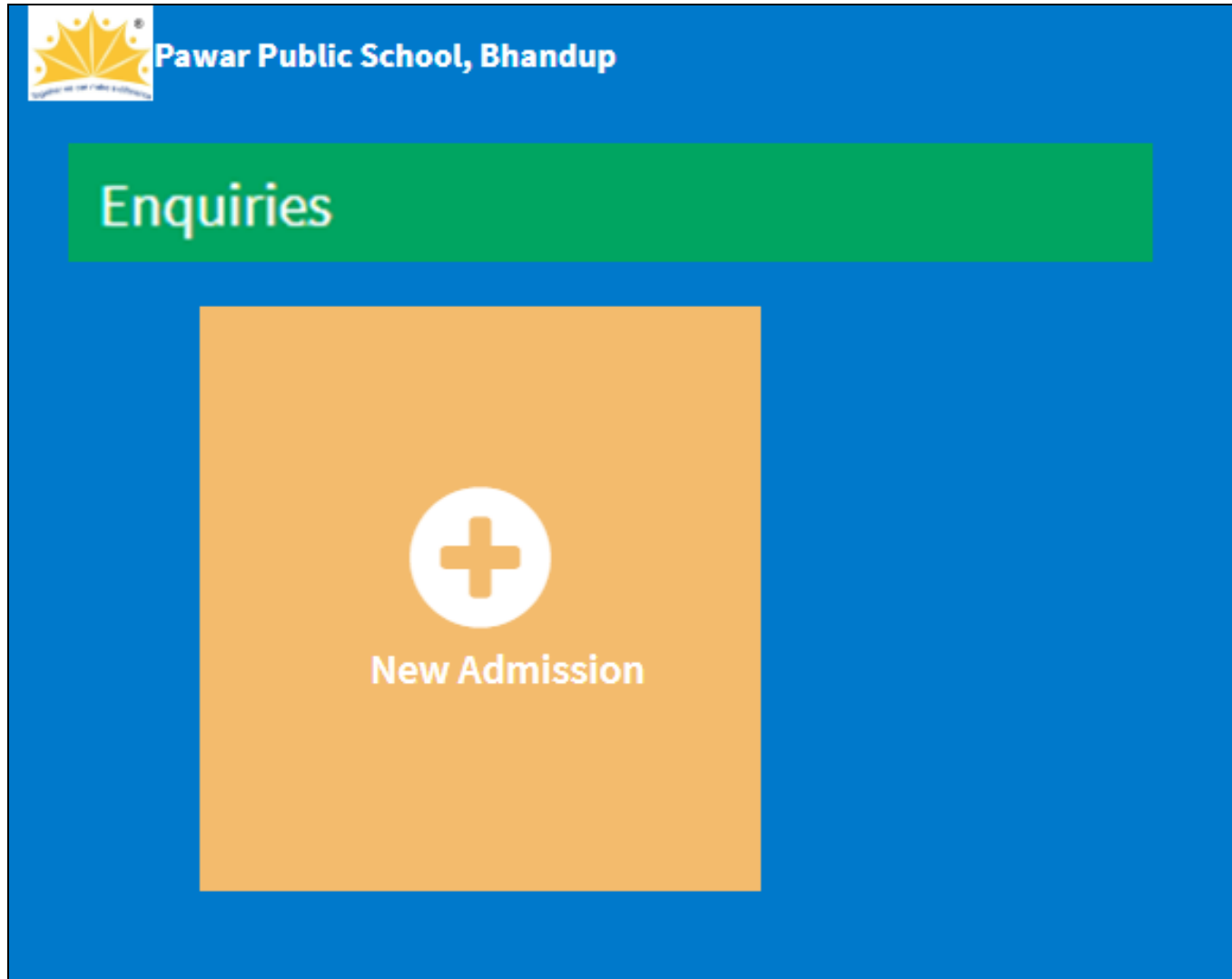
Verify Security Code

Security Code Sent To Your Email ID Please Verify It

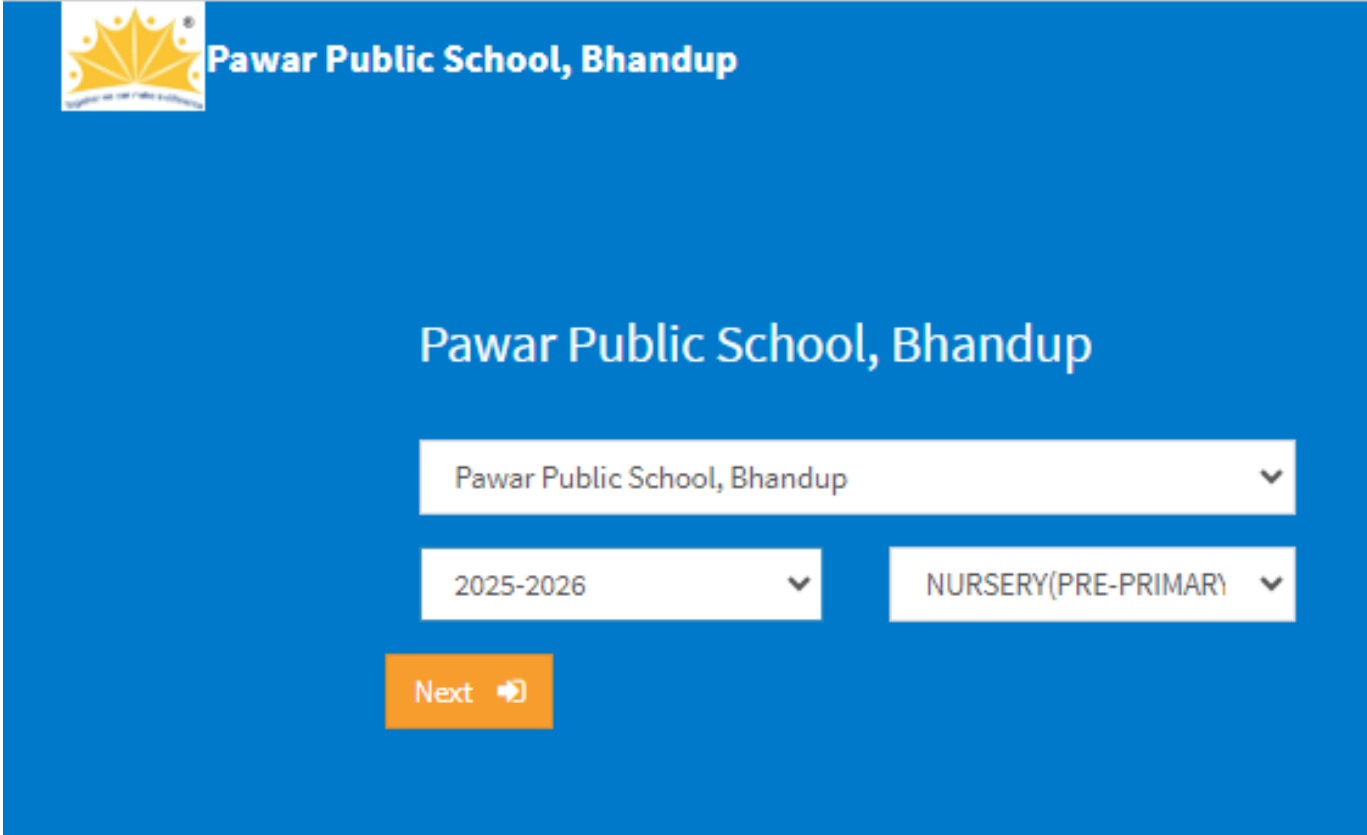
Login

# This is your dashboard.


4. Click on New Admission box to fill the form.



## 5. Select Year and Grade for admission and click on Next.



The screenshot shows a web form for Pawar Public School, Bhandup. At the top left is the school's logo, a yellow maple leaf with the text 'Pawar Public School, Bhandup' next to it. Below the logo, the school's name 'Pawar Public School, Bhandup' is displayed in white text on a blue background. The form contains three dropdown menus: the first is labeled 'Pawar Public School, Bhandup' with a downward arrow; the second is labeled '2025-2026' with a downward arrow; and the third is labeled 'NURSERY(PRE-PRIMARY)' with a downward arrow. Below these dropdowns is an orange button with the text 'Next' and a right-pointing arrow icon.

 Pawar Public School, Bhandup

Pawar Public School, Bhandup

Pawar Public School, Bhandup ▼

2025-2026 ▼

NURSERY(PRE-PRIMARY) ▼

Next ➔



## 6. Kindly go through the instructions and click on Next.



Pawar Public School, Bhandup

Dear Parent,

Kindly follow instructions given below:-

- Fill the Form carefully.
- If any field Not Applicable Enter text **NA**.
- Registration does not guarantee admission.
- Admission will depend upon the availability of seats.
- The Management reserves the right to make any changes in the process and norms of admission, subject to the rules and regulations and the circumstances.

*Fill in the details of the following using given tabs :*

a) Student Details

b) Parent Details

- Father's Details

- Mother's Details

- Guardian's Details

c) Academic Details

d) Sibling Details

f) Document Details - Upload filled and signed pdf files of below documents.

(I) Medical History Sheet (compulsary)

(II) Birth Certificate (compulsary)

(III) Aadhar Card (optional)

# 7. Fill all the details and click on Save.

PAWAR PUBLIC SCHOOL

## Child Information

### 1 Student's Detail

First Name

Middle Name

Last Name

Print Name

Gender

Date Of Birth (yyyy-MM-dd)

Blood Group

9833

m.@gmail.com

### 2 Enquirer Details

Enquirer Name

Enquirer Relation

Enquirer Contact Mobile No

Enquirer Contact Email ID

Enquiry Channel

### 3 Student's Address Detail

Address 1 (Plot No. & Building Name)

Station

City

Postal Code

### 4 Current Academic Details

SchoolName

Class

Board

**Note:**  
Enquiry is eligible only if Child's DOB is between 2016-06-01 to 2019-06-01.  
Above contact details are Priority Contact Details and further used for communication from school.

\* Put NA in case there is no current academic details

Save

## 8. Student Details:

### Fill all the details and click on Next.

[Student Details](#) [Parent Details](#) [Academic Details](#) [Sibling Details](#) [Document Details](#) [Additional Information](#)

### Child Information

1 Student's Detail

Upload Passport Size Photo ?

Add files...

Choose File No file chosen

F M L

FM L

2019-06-01 A- Female

Birth Place Aadhar No./EID No.

98! m@gmail.com

Nationality

Mother Tongue

Religion

Caste Category

Caste

Sub Caste

2 Residential Address

23

12 12 12

3 Enquirer Details

E Father

5555555555 4@gmail.com

Reference By Email

Next

## 9. Father's Details: Fill all the details and click on Next. **Do not upload Photo.**

[Student Details](#) [Parent Details](#) [Academic Details](#) [Sibling Details](#) [Document Details](#) [Additional Information](#)

### Parents Details

[Father's Details](#) [Mother's Details](#) [Guardian's Details](#)

1 Father Informations

Upload Passport Size Photo ?

Add files...

Choose File No file chosen

FirstName

MiddleName

LastName

DOB (yyyy-MM-dd)

Annual Income

EmailID

Mobile No

PAN No

Aadhar Card No.

2 Office Address

Company Name

Company Address

Station

City

3 Other Information

Edu. Qualification/s:

Search...

☐ Bachelors of Technology(B.Tech)

☐ BACHLOR OF ARTS B.A.

☐ BACHLOR OF EDUCATION

☐ BACHLORE OF ARTS

☐ BACHLORS OF ENGINEERING (BE)

☐ BATCHLOER OF ENGINEE

Profession/s:

Search...

☐ CHARTERED ACCOUNTANT

☐ CHEMICAL PROCESS ENGINEERING

☐ CIVIL ENGINEER

☐ CLEARING AGENT

☐ COMPUTER ENGINEER

Designation/s:

Search...

☐ Curriculum Designer

☐ CUSTOM HOUSE AGENT

☐ Customer Service Executive

☐ Customer Service Manager

☐ D.G.M.

☐ Data Analyst

10. Mother's Details: Fill all the details and click Next.

**Do not upload Photo.**

You may Skip the Guardians Details. Click on **Go to Step 3.**

Student Details

Parent Details

Academic Details

Sibling Details

Document Details

Additional Information

Parents Details

Father's Details

Mother's Details

Guardian's Details

1 Mother Informations

Upload Passport Size Photo ?

Add files...

Choose File No file chosen

FirstName

HusbandName

LastName

DOB (yyyy-MM-dd)

Annual Income

EmailID

Mobile No

PAN No

Aadhar Card No.

2 Office Address

Company Name

Company Address

Station

3 Other Information

Edu. Qualification/s:

Search...

☐ B COM GRADUATE

☐ B COM MBA FINANCE

☐ B COM.

☐ B SC MATHS

☐ B SC NAUTICAL SCIENCE, MASTER

☐ B SC NURSING

☐ B SC ...

Profession/s:

Search...

☐ BROKER

☐ BUAINESS

☐ BUSINESS

☐ BUSINESS ANALYST

☐ BUSINESS CONSULTING

☐ BUSINESSMAN

Designation/s:

Search...

☐ AGM

☐ AIRPORT REPRESENTATIVE

☐ AM

☐ Anaesthetist

☐ Analyst

☐ Analytical Chemistry Associate


Previous

Next

Note: Click on Go To Step 3 for Skdp Guardian's Details

Go To Step 3

11. Fill all the details and click on Next.


**Pawar Public School, Bhandup**

[Student Details](#) [Parent Details](#) [Academic Details](#) [Sibling Details](#) [Document Details](#) [Additional Information](#)

## Student Previous Academic Details

NA	NA
----	----

## 12. Enter UID of the child studying in PPS Bhandup.


**Pawar Public School, Bhandup**

[Student Details](#) [Parent Details](#) [Academic Details](#) [Sibling Details](#) [Document Details](#) [Additional Information](#)

### Sibling's Details (Student studying in PAWAR PUBLIC SCHOOL BHANDUP )

UID

# 13. Upload the documents and click on Next.

**Pawar Public School, Bhandup**Home Log

Student DetailsParent DetailsAcademic DetailsSibling DetailsDocument DetailsAdditional Information

## Upload Documents

**Note: \* Indicates it is mandatory**

1 Copy of Birth Certificate\*

Add files...

Choose FileNo file chosen

2 Medical History Sheet\*

Add files...

Choose FileNo file chosen

3 Aadhar Card\*


Add files...

Choose FileNo file chosen

Next



# 14. Fill required information and click on Next.

 Pawar Public School, Bhandup

[Student Details](#) [Parent Details](#) [Academic Details](#) [Sibling Details](#) [Document Details](#) [Additional Information](#)

## Additional Information

1 MEDICAL HISTORY OF CHILD

Please mention info about child's health

2 Are you the owner or the tenant of the above mentioned Residential Address?

Owner

3 ARE YOU APPLYING FOR TWINS

NO

4 Second Language Hindi Or Marathi

Select

# 15. Click Next to proceed with the Payment.



Pawar Public School, Bhandup

[Logout](#) [Home](#)

Your Details have been saved successfully. If you are sure you may click Next to proceed with the Admission Form Fee Payment of Rs. 1500/- (non-refundable) or go back to home page and edit the details.

[Next](#)

# 16. Payment of Admission Form Fee



**Pawar Public School, Bhandup**

[Home](#)

[Logout](#)

## Fees Collection Details

Fees Head	Amount ()	Net Amount ()
Admission Application Form Fee(Admission Application Form Fee)	1500	<b>1500</b>
Total	<b>1500</b>	1500

**Pay Using**

**AXISEASYPAY**


**WORLDLINE**

\*Extra Charges May Be Applicable Depends On Payment Mode

# 17. Payment Acknowledgement.

## Click on Back.

### PAYMENT ACKNOWLEDGEMENT


   ENQ/ 25-26 /00002   NURSERY     2025-2026	
Payment Date :	
Transaction Id	aexwYUsDPhbPGLhmBGXA
Amount	1500
Payment_ID	1927455738
Status	Success

[BACK](#)

Please Click On Back Button

[Print](#)

# 18. Tick the checkbox and click on Submit button.

 Pawar Public School, Bhandup

Home Logout

☐


I hereby declare that the information given in this application form is true, correct and complete to the best of my knowledge and I agree to abide by the rules, regulations and policies of the School.

Note: Fees once paid to the School will not be refunded under any circumstances.


Submit

Powered by MICM Net Solutions (pvt) Ltd

# 19. Take Print out of the Form for further process.

**Pawar Public School, Bhandup**

Enquiries




Child Name  
Pawar Public School, Bhandup  
NURSERY

Your form is in under verification process and will be activated for payment of admission fees soon.

[Print Form](#) [Print Receipt](#)

[Online Payment History](#)

  
New Admission

Powered by MICM Net Solutions (pvt) Ltd

# Please Note:

- The Admission Form and Payment Receipt will be visible in your login. You can take print out of the same.
- You will be intimated through an email if your ward is shortlisted through Lottery.
- You may fill the admission form of your other child for any grade using the same login.